

Contemporary And Bold Design




BAIC
BJ30



// EXTERIOR

Combining strength with a modern touch, delivering a striking presence on the road and during adventures.



Headlights

The headlights are designed to combine power and modern technology.

They rely on advanced LED lighting with daytime running lines, enhancing visibility and adding a modern appearance.



Front Grille

The front grille embodies the design philosophy of being advanced, combining boldness and technology.

It has been developed to serve both performance and efficiency simultaneously.



Exterior mirrors with logo welcome lighting

The mirrors feature integrated welcome lighting that adds a touch of luxury when approaching the vehicle, illuminating the ground elegantly and reflecting attention to the finest details.



19-inch two-tone aluminum wheels

The wheels reflect an advanced design philosophy, focusing on showcasing strength in an elegant and innovative style.



LED tail lights

The tail lights add a distinctive character with fine details that integrate seamlessly, giving a balanced appearance that combines strength and innovation.

BAIC BJ30



// INTERIOR

Combining strength with a modern touch, delivering a striking presence on the road and during adventures.



10.25-inch LCD instrument cluster

The instrument cluster features a digital and advanced design, reflecting the spirit of modern technology.

Providing a clear and easy-to-read display for all essential driving information.



14.6-inch infotainment display

The display supports advanced smartphone integration, allowing the driver to enjoy music, calls, and favorite apps with fast response, enhancing ease of use while driving.



Panoramic sunroof

Extending with a wide design that allows natural light to enter, filling the cabin with a bright and comfortable atmosphere, enhancing the passenger experience and giving every journey a more enjoyable and open feel.



Fully foldable seats with multiple seat functions

The seats can be fully folded flat to transform the cabin into a comfortable space ideal for relaxation or even sleeping during long journeys.




// SAFETY

Strong Body

The vehicle features a strong body designed to enhance durability and off-road capability, improving passenger protection

20% Percentage of hot-formed steel parts

5 Layers of reinforced steel plates for the sill beam providing effective protection for the legs and feet from injuries



Autonomous Emergency Braking (AEB)

The AEB system detects pedestrians or vehicles ahead and automatically applies brakes if a collision risk is detected, providing an extra layer of safety and preventing potential accidents.



High Beam Assist (HMA)

The High Beam Assist automatically adjusts between high and low beams to avoid dazzling oncoming drivers while maintaining optimal visibility, promoting safer night driving conditions.



Forward Collision Warning (FCW)

The Forward Collision Warning system alerts the driver through auditory and visual warnings when the distance to the preceding vehicle becomes dangerously close, helping prevent rear-end collisions.



Integrated Adaptive Cruiser Control (IACC)

It intelligently adapts to the preset speed and automatically switches targets, taking the load off your feet and allowing for a more relaxed driving experience.



Lane Departure Warning (LDW)

It aims to help drivers minimize the risk of unintended lane departures on highways, expressways, and main roads by both visual and auditory alerts.

SPECIFICATIONS

1 Powerful
Max power output of 301kW
Max Torque: 685Nm

2 Lightweight
Thrust-to-weight Ratio ≥ 2.7Nm/kg

3 Efficient
Low-fuel High-efficiency Zone
Covering 70% of Operating Range



Powertrain Options
Gasoline Version: 1.5T with 7DCT
(Dual-Clutch Transmission)
Top-Tier Engine - High efficiency



PERFORMANCE

BAIC BJ30



Model/Configuration	1.5T+7DCT		1.5T+DHT	
	2WD Comfort	2WD Luxury	4WD Exclusive	4WD Exclusive
Basic Parameter				
Weight (laden weight)	1720	1720	1720	1720
Wheelbase (mm)	2720	2720	2720	2720
Ground clearance (mm)	215	215	215	215
Curb weight	1575	1600	1770	1770
Number of seats	5	5	5	5
Energy type	Gasoline	Gasoline	Gasoline+ Battery	Gasoline+ Battery
Fuel tank capacity	60	60	51	51
Engine model	A15A2H	A15A2H	A15A2H-HI	A15A2H-HI
Engine capacity	1498	1498	1498	1498
Maximum power of Engine(kW)	138	138	174	174
Maximum torque of Engine(Nm)	305	305	225	225
ECU	91# Gasoline	91# Gasoline	91# Gasoline	91# Gasoline
Division standard	—	—	—	—
Maximum power of electric motor(kW)	—	—	120 (Front) / 35 (Rear)	120 (Front) / 35 (Rear)
Maximum torque of electric motor(Nm)	—	—	315 (Front) / 135 (Rear)	315 (Front) / 135 (Rear)
Maximum power of power system(kW)	—	—	301	301
Maximum torque of power system(Nm)	—	—	685	685
Fuel consumption	8.56	8.56	4.45	4.45
Driver type	FF	FF	FF	FF
Front/rear suspension	McPherson type/Multi-link type Independent suspension			
Front/rear brake	Ventilated Disc/Disk			
Maximum angle	24.5°	24.5°	24.5°	24.5°
Displacement angle	30°	30°	30°	30°
Ramp angle	21°	21°	21°	21°
Type type	◆ 255/50 R18	—	—	—
Spore Type	◆ 255/50 R19	◆ 255/50 R19	◆ 255/50 R19	◆ 255/50 R19
Wheel hubs	Aluminum bodilar	Aluminum bodilar	Aluminum bodilar	Aluminum bodilar
Transmission	7DCT	7DCT	DHT	DHT
Drive Transmission	◆	◆	◆	◆
Exterior				
LED front headlight	◆	◆	◆	◆
HMA High Beam assist	◆	◆	◆	◆
Wash wiper/spray wiper	—	◆	◆	◆
Headlight angle adjustment	◆	◆	◆	◆
Automatic headlight	◆	◆	◆	◆
Headlight turn off one delay	◆	◆	◆	◆
LED daytime running light	◆	◆	◆	◆
LED tail light	◆	◆	◆	◆
LED light mounted brake light	◆	◆	◆	◆
LED front fog light with cornering function	—	◆	◆	◆
Rear fog light	◆	◆	◆	◆
Outside mirror with turn signal	◆	◆	◆	◆
Outside mirror with top view camera	◆	◆	◆	◆
ABS covered door	◆	◆	◆	◆
Door handle with body color	◆	◆	◆	◆
Rear rack	◆	◆	◆	◆
Front end	◆	◆	◆	◆
Intelligent conventional headlight	—	◆	◆	◆
Interior				
10.25-inch LCD instrument	◆	◆	◆	◆
14-inch center screen	◆	◆	◆	◆
Soft pleather material interior decoration	◆	◆	◆	◆
Easy-clean material of seats	—	◆	◆	◆
Leather steering wheel	—	Leather	Leather	Leather
Multi-function steering wheel	◆	◆	◆	◆
Steering wheel 4-way manual adjustment	◆	◆	◆	◆
Glass box	◆	◆	◆	◆
Front view mirror	◆	◆	◆	◆
Mirror with light	◆	◆	◆	◆
8.5-inch handle	—	◆	◆	◆
Passenger handle/rear-view handle	◆	◆	◆	◆
Front 12V power	◆	◆	◆	◆
Lock 12V power	◆	◆	◆	◆
USB Type-A (Host*1)	◆	◆	◆	◆
USB Type-C (Host*1/Max*1)	◆	◆	◆	◆
Trunk 12V 20Ah power(15Ah)	—	◆	◆	◆
Hi-DND speaker(quantity)	8	8	8	8
Microphone interior ambient lamp	—	◆	◆	◆
Road lights	◆	◆	◆	◆
Second-row lights	◆	◆	◆	◆
Trunk light	◆	◆	◆	◆
Second row armrest with cup holder	◆	◆	◆	◆
Rear windshield defogging	◆	◆	◆	◆
Noiseless glass	—	◆	◆	◆
Power glass (driver, front/rear windshield)	◆	◆	◆	◆
Front row armrest with cup holder	◆	◆	◆	◆
Rear seat 4/6 foldable	◆	◆	◆	◆
Second row seat be placed flat	◆	◆	◆	◆
Trunk cargo lamp	◆	◆	◆	◆
Trunk door cargo light hook	◆	◆	◆	◆
Center control multi-function bracket mounting	◆	◆	◆	◆
Seat				
Leather seat	◆	◆	◆	◆
Driver seat 6-way adjustment	◆ (Electric)	◆ (Electric)	◆ (Electric)	◆ (Electric)
Passenger seat 4-way adjustment	◆ (Electric)	◆ (Electric)	◆ (Electric)	◆ (Electric)
Front seat lumbar support electric 4-way adjustment	—	◆ (Power)	—	—
Second row seat lumbar support electric 4-way adjustment	◆	◆	◆	◆
Seat reclining (the back) seat	◆	◆	◆	◆
Front seat ventilation	◆	◆	◆	◆
Driver seat 3-way seat memory	—	◆	—	—
Driver seat welcome mode	—	◆	—	—
Front seat headrest height adjustment	◆	◆	◆	◆
Second row seat headrest height adjustment	◆	◆	◆	◆
Other				
Assist type	Power assist			
Steering mode	Comfort, Standard, Sport			
Blade security assist	◆	◆	◆	◆
Blade detection assist	—	◆	—	—
Drive mode	—	Standard, Sports, Economy, Snow	—	—
Launch mode	—	—	—	—
ABS system system	—	—	◆ (Mud, Sand, Wading)	—
Electronic limited slip assist	—	—	—	—
HDC Hill Descent Control	—	—	—	—
Speed control HDC	—	—	—	—
HDC Hill hold control	◆	◆	◆	◆
EPB Electronic parking brake	◆	◆	◆	◆
Auto hold	◆	◆	◆	◆

Model/Configuration	1.5T+7DCT	1.5T+DHT	1.5T+DHT	1.5T+DHT
Exterior				
Driver & passenger airbag	◆	◆	◆	◆
Driver and passenger side airbag	◆	◆	◆	◆
Side air curtain	◆	◆	◆	◆
Front seat belt pretension limited force	◆	◆	◆	◆
Second row seat belt pretension limited force	◆	◆	◆	◆
Three-point seat belt for the second-row center seat	◆	◆	◆	◆
Seat belt after warning	Whole car	Whole car	Whole car	Whole car
Front parking radar	4*1	4*1	4*1	4*1
Rear parking radar	4*1	4*1	4*1	4*1
Parking camera	◆	◆	◆	◆
Engine electric anti-theft system	◆	◆	◆	◆
Car anti-theft system	◆	◆	◆	◆
Center control lock	◆	◆	◆	◆
Automatic closing lock/locking unlock	◆	◆	◆	◆
Automatic lock after leaving	◆	◆	◆	◆
Automatic unlock after collision	◆	◆	◆	◆
Child safety lock	◆	◆	◆	◆
Tire pressure monitoring system	◆	◆	◆	◆
Second row seat ISOFIX	ISO FIX-2	ISO FIX-2	ISO FIX-2	ISO FIX-2
ABS Anti-lock brake system	◆	◆	◆	◆
ESC Electronic Stability Control	◆	◆	◆	◆
SAS Brake assist system	◆	◆	◆	◆
SBA Emergency brake assist	◆	◆	◆	◆
Emergency Stop Signal	◆	◆	◆	◆
Brake flow system	◆	◆	◆	◆
Electronic Stability Program	◆	◆	◆	◆
TCS Traction control system	◆	◆	◆	◆
TM Anti-collision control system	◆	◆	◆	◆
CBC Corner brake control	◆	◆	◆	◆
Interior				
Air filter purification	—	◆	—	—
PM2.5 monitor	—	◆	—	—
AQS Air quality control management system	—	◆	—	—
Quiet mode automatic A/C	◆	◆	◆	◆
Airflow box heating and cooling	◆	◆	◆	◆
A/C pre-ventilation	—	◆	—	—
Second row seat vents	—	◆	—	—
Exterior				
Remote entry	◆	◆	◆	◆
Remote key	◆	◆	◆	◆
Key control four door window one button lift	—	◆	—	—
Window change	◆	◆	◆	◆
One-button start	◆	◆	◆	◆
Power tailgate with smart anti-pinch	—	◆	—	—
Smart to close the window in rainy	—	◆	—	—
Rain sensor front wiper	◆	◆	◆	◆
Front wiper wiper	◆	◆	◆	◆
Rear wiper	◆	◆	◆	◆
Driver door one-button lift power window both	◆	◆	◆	◆
Front door one-button lift power window both	◆	◆	◆	◆
Anti-pinch	—	◆	—	—
Outside mirror with electric adjustment	◆	◆	◆	◆
Outside mirror with electric folding/lock car lock automatically	◆	◆	◆	◆
Auto dimming rearview mirror	◆ (Auto)	◆	◆	◆
Exterior				
SAS head-up display (HUD) assist	◆	◆	◆	◆
Remote key control	◆	◆	◆	◆
Fatigue reminder	◆	◆	◆	◆
WiFi	◆	◆	◆	◆
Bluetooth music & phone	◆	◆	◆	◆
Smart phone connection	◆	◆	◆	◆
AAC intelligent adaptive Cruise Control	◆	◆	◆	◆
Carplay	◆	◆	◆	◆
OTA integrated mode control	◆	◆	◆	◆
360-degree 3D panoramic image	◆	◆	◆	◆
HCTA/CTB Rear Cross Traffic Alert/Blind Spot	◆	◆	◆	◆
LDW Lane Departure Warning	◆	◆	◆	◆
LKA Lane Keeping Assist	◆	◆	◆	◆
LCA Lane Change Assist	◆	◆	◆	◆
BSD Blind Spot Detection	◆	◆	◆	◆
DOV Door Open Warning	◆	◆	◆	◆
LTA Traffic Jam Assist	◆	◆	◆	◆
Overhead warning	◆	◆	◆	◆
Manual setting over-speed warning	◆	◆	◆	◆
FCW Forward Collision Warning	◆	◆	◆	◆
AEB Automatic Emergency Braking	◆	◆	◆	◆
AEB-P Automatic Emergency Braking Pedestrian	◆	◆	◆	◆

Color:

WHITE MATTE GREY LIGHT GREY BLACK

@PETROMINBAIC

www.petromin-baic.com

Specifications, features, colors, and equipment may vary by model, trim, or market. The company reserves the right to modify specifications without prior notice.


Hybrid Version 1.5T + 2DHT



Battery System Safety Assurance

Three Major Testing Sequences:
Extreme Cold and Heat Cycles
High Temperature, Humidity, and Vibration Aging
Accelerated Salt Spray Corrosion

Efficient Front and Rear Axles



Dimensions

